

Archibald Primary School – Remote Learning Year 2 – Spring Term

As you are unable to attend school, please use the links below to access activities to support the learning that you would have been undertaking if you were able to attend school.

Mrs Stonebanks, Miss Watson and Miss Smith will be in touch with you throughout each week on See Saw to see how you are getting along and to set you some individual challenges. Don't forget to share your work with Mrs Stonebanks, Miss Watson and Miss Smith on See Saw.

As well as all of the activities listed below please don't forget to regularly:

- Practise your letter and number formation
- Do regular exercise at home! Check out Joe Wickes and Cosmic Yoga on YouTube!
- Count anything and everything!
- Get creative! Draw pictures and observational drawings of items in your home, build models using recycling materials, create dens!
- Read stories, listen to stories, make up stories!
- Teach your Monster to Read is a really fun way to help with your reading
- Complete the fun mathematical games and challenges on Prodigy
- Practise your number bonds to 10 and 20 and your doubles on Hit the button!



Week	Mathematics	English	Other Learning
1	<p>Multiplication and division</p> <p>Lesson 1: Using the multiplication symbol</p> <p>https://classroom.thenational.academy/lesson/s/using-the-multiplication-symbol-c8vp2d</p>	<p>The Tempest – recount of the island</p> <p>https://classroom.thenational.academy/units/recount-diary-entry-060a</p> <p>Phonics- Spelling Rules</p>	<p>Learning Context- Land Ahoy</p> <p>Research pirate ships.</p> <p><i>KQ</i></p> <p><i>What is a pirate ship?</i></p> <p><i>What is a pirate ship like?</i></p>

Lesson 2: Identifying that multiplication is commutative

<https://classroom.thenational.academy/lesson/s/identifying-that-multiplication-is-commutative-70tp4t>

Lesson 3: Using the division symbol when sharing

<https://classroom.thenational.academy/lesson/s/using-the-division-symbol-when-sharing-60tkct>

Lesson 4: Using the division symbol when grouping

<https://classroom.thenational.academy/lesson/s/using-the-division-symbol-when-grouping-75hkjt>

Additional Resources: White Rose Maths Workbook – Multiplication

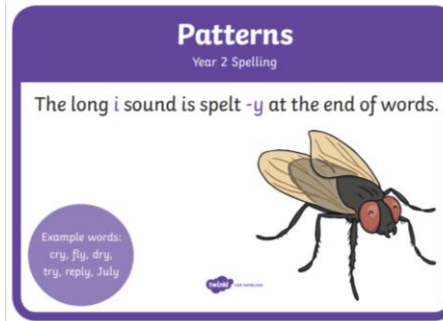
<https://wrm-13b48.kxcdn.com/wp-content/uploads/2020/07/Y2-HL-Autumn-Block-4-Multiplication-2020.pdf>

Mental Math:

Practice counting in 2's and see if you can identify the pattern.

Once you have mastered this- can you write out the 2 times table?

Y making the I at the end of a word



List as many words as you can think of that follow this rule. Can you write a sentence with a word in?

Phonics- Consolidate Learning

[PhonicsPlay](https://www.phonicsplay.com/) is a great website with lots of fun games to help you practice and consolidate your phonic knowledge

Who lived on pirate ships?

What would it be like to be a pirate?

What jobs did they do?

Pirates used to sing sea shanties- research sea shanties and learn one.

Some suggestions for sea shanties- The day I went to sea, what shall we do with a drunken sailor.

PSHE

Friendships Lesson 1-

In this lesson, we will explore a new topic of friendships. We will discuss the qualities of a good friend and also how our actions can impact others. We will then think about acts of kindness that we can do for others.

[Who am I? \(thenational.academy\)](https://www.thenational.academy/lesson/s/who-am-i-75hkjt)

2

Multiplication and division

Lesson 5: Solving division problems when sharing

<https://classroom.thenational.academy/lessons/solving-division-problems-when-sharing-69j64c>

Lesson 6: Solving division problems when grouping

<https://classroom.thenational.academy/lessons/solving-division-problems-when-grouping-ccvp6r>

Lesson 7: Finding related multiplication and division facts

<https://classroom.thenational.academy/lessons/finding-related-multiplication-and-division-facts-cdj6cc>

Lesson 8: Calculating multiplications of two by skip counting

<https://classroom.thenational.academy/lessons/calculating-multiplications-of-two-by-skip-counting-6th6cd>

Additional Resources: White Rose Maths Workbook – Multiplication

<https://wrm-13b48.kxcdn.com/wp->

Phonics- Spelling Rules

Adding 'es' to y ending words



List as many words as you can think of that follow this rule. Can you write a sentence with a word in?

Phonics- Consolidate Learning

[PhonicsPlay](https://www.phonicsplay.com/) is a great website with lots of fun games to help you practice and consolidate your phonic knowledge

Learning Context- Land Ahoy

- 1- Research food on board a pirate ship- what sort of things would sailors have eaten?
- 2- Follow this recipe to make your own pirate hardtack! [Hardtack recipe.pdf](#)
- 3- What sort of punishments would pirates get on board ship? Use the web to research.

PE- Cosmic Yoga

Have a go at Pirate Yoga!

[Pirate Kids Yoga | Cosmic Kids - YouTube](#)

RE- Judaism

Why did Moses lead the Israelites out of Egypt?

[Why did Moses lead the Israelites out of Egypt? \(thenational.academy\)](#)

[content/uploads/2020/07/Y2-HL-Autumn-Block-4-Multiplication-2020.pdf](https://www.thenational.academy/content/uploads/2020/07/Y2-HL-Autumn-Block-4-Multiplication-2020.pdf)

Mental Math:

Practice counting in 2's and see if you can identify the pattern.

Once you have mastered this- can you write out the 2 times table?

3

Multiplication and division

Lesson 9: Solving multiplication word problems: Table of two

<https://classroom.thenational.academy/lessons/solving-multiplication-word-problems-table-of-two-68w3ae>

Lesson 10: solving multiplication word problems: Table of five

<https://classroom.thenational.academy/lessons/solving-multiplication-word-problems-table-of-five-6wu30r>

Lesson 11: Relating multiplying by two to doubling

<https://classroom.thenational.academy/lessons/relating-multiplying-by-two-to-doubling-cgt34c>

Phonics- Spelling Rules

ed, er, est and ing suffixes to words ending in y

Suffixes
Year 2 Spelling

Adding **-ed** to the end of a word often puts it in the past tense.

When adding -ed to a root word ending in y (with a consonant before it), first change the y to an i , then add -ed . Example words: copied, cried, replied	When adding -ed to a root word ending in y (with a consonant before it), drop the e , then add -ed . Example words: liked, waved, baked	When adding -ed to words with one syllable, the last consonant letter of the root word is doubled . Example words: patted, hummed, dropped
---	---	--

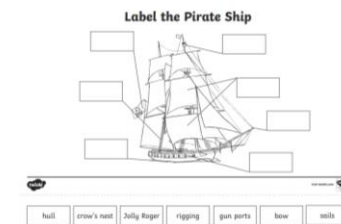
List as many words as you can think of that follow this rule. Can you write a sentence with a word in?

Phonics- Consolidate Learning

[PhonicsPlay](https://www.phonicsplay.co.uk/) is a great website with lots of fun games to help you practice and consolidate your phonic knowledge

Learning Context- Land Ahoy

1- Draw and label a pirate ship



2- If you were to design your own pirate ship today, what would it look like? Use recyclable material to make your ship!

3- Design a flag for your new pirate ship.

PSHE

Friendships Lesson 2-

[That's not fair \(thenational.academy\)](https://www.thenational.academy/lessons/that-s-not-fair)

In this lesson, we continue on the theme of

Lesson 12: Calculating multiplications of fives by skip counting

<https://classroom.thenational.academy/lesson/s/calculating-multiplication-of-fives-by-skip-counting-70r3cd>

Additional Resources: White Rose Maths Workbook – Multiplication

<https://wrm-13b48.kxcdn.com/wp-content/uploads/2020/07/Y2-HL-Autumn-Block-4-Multiplication-2020.pdf>

Mental Math:

Practice counting in 5's and see if you can identify the pattern.

Once you have mastered this- can you write out the 5 times table?

friendship. We will look at a range of scenarios that commonly occur amongst friends and discuss whether they are fair or unfair. We will then consider how we can act fairly to everyone and not just our close friends.

Multiplication and division

Lesson 13: Calculating multiplications of tens by skip counting

<https://classroom.thenational.academy/lesson/s/calculating-multiplications-of-ten-by-skip-counting-61k62e>

Lesson 14: Spotting patterns in the 2, 5 and 10 multiplication tables

<https://classroom.thenational.academy/lesson/s/spotting-patterns-in-the-2-5-and-10->

Phonics- Spelling Rules

ed, er, est and ing suffixes to words ending in y

Suffixes
Year 2 Spelling

Adding -ing to the end of a word.

When adding **-ing** to a root word ending in **e** (with a consonant before it), drop the **e**, then add **-ing**.

Example words:
liking, baking, rising

When adding **-ing** to root words with one syllable, the last consonant letter of the word is **double**.

Example words:
patting, humming, dropping

Example words:
playing, helping, walking, flying

Learning Context- Land Ahoy

1- Research the local Trincomalee and write 3 fascinating facts about it.

Geography- Oceans

Why are the oceans under threat?

In this lesson we will be learning all about different human activities which are threatening our oceans. We will start by identifying what human activity is and what types of things we are doing which are

	<p>multiplication-tables-64rp8e</p> <p>Lesson 15: Solving multiplication and division problems</p> <p>https://classroom.thenational.academy/lesson/s/solving-multiplication-and-division-problems-69h66d</p> <p>Additional Resources: White Rose Maths Workbook - Division</p> <p>https://wrm-13b48.kxcdn.com/wp-content/uploads/2020/07/Y2-HL-Spring-Block-1-Division-2020.pdf</p> <p>Mental Math:</p> <p>Practice counting in 5's and see if you can identify the pattern.</p> <p>Once you have mastered this- can you write out the 5 times table?</p>	<p>List as many words as you can think of that follow this rule. Can you write a sentence with a word in?</p> <p>Phonics- Consolidate Learning</p> <p>PhonicsPlay is a great website with lots of fun games to help you practice and consolidate your phonic knowledge</p>	<p>causing damage to our oceans. We will finish the lesson by looking at what damage we can already see in our oceans.</p> <p>Why are the oceans under threat? (thenational.academy)</p>
5	<p style="text-align: center;">Statistics</p> <p>Lesson 1: Representing and interpreting data using a pictogram</p> <p>https://classroom.thenational.academy/lesson/s/representing-and-interpreting-data-using-a-pictogram-64r66c</p> <p>Lesson 2: Representing and interpreting</p>	<p>Phonics- Spelling Rules</p> <p><i>ed, er, est and ing suffixes to words ending in Y</i></p>	<p>ICT Programming</p> <p>1- Write instructions for a robot to get from the start to the finish on the treasure map.</p> <p>Example; move forward 1 square, turn right, move forward 1 square. Treasure Map.pdf</p> <p>2- Use the 2go programme on Purple</p>

data on a block diagram and a table

<https://classroom.thenational.academy/lesson/s/representing-and-interpreting-data-on-a-block-diagram-and-a-table-cmt36d>

Lesson 3: Representing data in a tally chart and pictogram

<https://classroom.thenational.academy/lesson/s/representing-data-in-a-tally-chart-and-pictogram-cmwk6r>

Additional Resources: White Rose Maths Workbook – Statistics

<https://wrm-13b48.kxcdn.com/wp-content/uploads/2020/07/Y2-HL-Spring-Block-2-Statistics-2020.pdf>

Mental Math:

Practice counting in 10's and see if you can identify the pattern.

Once you have mastered this- can you write out the 10 times table?



List as many words as you can think of that follow this rule. Can you write a sentence with a word in?

Phonics- Consolidate Learning

[PhonicsPlay](https://www.phonicsplay.co.uk/) is a great website with lots of fun games to help you practice and consolidate your phonic knowledge

mask to create your own treasure map and find multiple ways to direct your bee-bot to the treasure!

www.purplemash.co.uk

PSHE

Friendships Lesson 3-

[Forever friends \(thenational.academy\)](https://classroom.thenational.academy/lesson/s/forever-friends)

In this lesson, we will think about what we can do if we experience or witness someone being unkind. We will read a story about kindness and understand that our actions can have a positive and negative impact on others.

RE- Judaism

How do Jews express their faith today?

[How do Jews express their faith today? \(thenational.academy\)](https://classroom.thenational.academy/lesson/s/how-do-jews-express-their-faith-today)

Statistics

Lesson 4: Representing data in a tally chart and block diagram

<https://classroom.thenational.academy/lesson/s/representing-data-in-a-tally-chart-and-block-diagram-6ru34e>

Phonics- Spelling Rules

ed, er, est and ing suffixes to words ending in y

Geography- Oceans

1- How are people protecting the oceans?

In this lesson we are going to be learning about different ways people are protecting the ocean. We will be looking at initiatives

Lesson 5: Interpreting data from scaled pictograms and block diagrams

<https://classroom.thenational.academy/lesson/s/interpreting-data-from-scaled-pictograms-and-block-diagrams-c9h3gc>

Additional Resources: White Rose Maths Workbook – Statistics

<https://wrm-13b48.kxcdn.com/wp-content/uploads/2020/07/Y2-HL-Spring-Block-2-Statistics-2020.pdf>

Mental Math:

Practice counting in 10's and see if you can identify the pattern.
Once you have mastered this- can you write out the 10 times table?



List as many words as you can think of that follow this rule. Can you write a sentence with a word in?

Phonics- Consolidate Learning

[PhonicsPlay](https://www.phonicsplay.com/) is a great website with lots of fun games to help you practice and consolidate your phonic knowledge

that the government has introduced in the United Kingdom to make a difference to plastic waste. Then we will be looking at what other people are doing around the world to protect our oceans and marine life.

[How are people protecting the oceans? \(thenational.academy\)](https://classroom.thenational.academy/lesson/s/how-are-people-protecting-the-oceans-thenational-academy)

2- How can we protect our oceans?

During this lesson, I am going to be telling you about how we can protect our oceans. Lots of our marine animals are under threat because of our human activity. I will be reading you a story about a curious whale who wants to cook a stew for his friend. But the ingredients he uses are not what we expect! We will be talking about lots of things we can do to protect this important environment.

[How can we protect our oceans? \(thenational.academy\)](https://classroom.thenational.academy/lesson/s/how-can-we-protect-our-oceans-thenational-academy)

Half Term

Geometry – Shape and Pattern

Lesson 1: To Recognise, name and describe 3D shapes

<https://classroom.thenational.academy/lesson/s/to-recognise-name-and-describe-3d-shapes-cnjkcd>

Room on the broom – instructions
<https://classroom.thenational.academy/units/instructions-how-to-make-a-paper-crown-aa36>

Phonics- Spelling Rules

a making 'or' sound before l or ll

PSHE

Friendships Lesson 4-

[Listening ears \(thenational.academy\)](https://classroom.thenational.academy/lesson/s/listening-ears-thenational-academy)

In this lesson, we will learn the importance of listening in friendships. We will learn new strategies to show other people that we are listening and that we are showing interest in

Lesson 2: To describe and classify 3D shapes

<https://classroom.thenational.academy/lessons/to-describe-and-classify-3d-shapes-70u3cc>

Lesson 3: To Identify 2D shapes

<https://classroom.thenational.academy/lessons/to-identify-2d-shapes-c9gkj>

Lesson 4: To Describe and classify 2D shapes

<https://classroom.thenational.academy/lessons/to-describe-and-classify-2d-shapes-64ukjd>

Lesson 5: To recognise and create repeated patterns

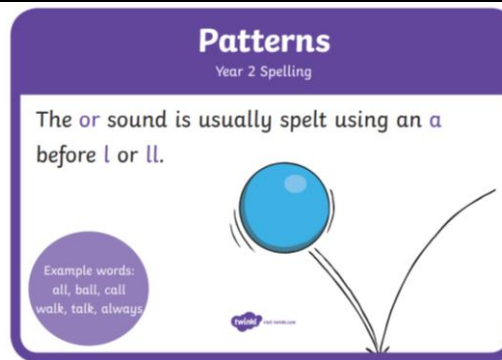
<https://classroom.thenational.academy/lessons/to-recognise-and-create-repeating-patterns-6rtpac>

Additional Resources: White Rose Maths Workbook – Properties of Shape

<https://wrm-13b48.kxcdn.com/wp-content/uploads/2020/07/Y2-HL-Spring-Block-3-Properties-of-shape-2020.pdf>

Mental Math:

Practice doubling and halving numbers.



List as many words as you can think of that follow this rule. Can you write a sentence with a word in?

Reading

Click [Here](#) and choose a story by the Author Julia Donaldson to listen to.

what they are saying. We will then consider ways of resolving a simple argument including forgiveness.

Learning Context- Land Ahoy

- 1- Research the famous explorer Captain James Cook
[The First Voyage of James Cook - YouTube](#) – This is a great video all about Captain Cook
- 2- Find out 3 fascinating facts about his voyages

You could play some games [here](#) to help you with this skill.

8

Geometry – Shape and Pattern

Lesson 6: To Recognise, and describe repeating pattern

<https://classroom.thenational.academy/lesson/s/to-recognise-and-describe-repeating-patterns-6hjk4c>

Lesson 7: To use language of position

<https://classroom.thenational.academy/lesson/s/to-use-the-language-of-position-60u32t>

Lesson 8: To use language of position, direction and movement

<https://classroom.thenational.academy/lesson/s/to-use-the-language-of-position-direction-and-movement-part-1-6grkge>

Lesson 9: To use language of position, direction and movement

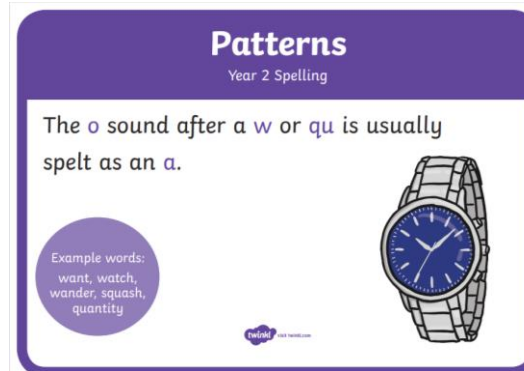
<https://classroom.thenational.academy/lesson/s/to-use-the-language-of-position-direction-and-movement-part-2-75j3ec>

Lesson 10: To consolidate learning

<https://classroom.thenational.academy/lesson>

Phonics- Spelling Rules

'a' making 'o' after w and qu



List as many words as you can think of that follow this rule. Can you write a sentence with a word in?

Phonics- Consolidate Learning

[PhonicsPlay](#) is a great website with lots of fun games to help you practice and consolidate your phonic knowledge

PSHE

Staying Safe lesson 1-

[A private life is a happy life \(thenational.academy\)](#)

In this lesson we will be talking about privacy. We will explore what privacy means to us and to others. We will also be looking at children's right to privacy and the laws that protect this. Get your privacy glasses on!

Learning Context- Land Ahoy

- 1- List all the places that Captain Cook visited on his voyages
 - 2- Label them on a map
 - 3- Create a timeline of his voyages
- You could use the internet to help you research.

[s/to-consolidate-learning-6tgk8r](https://www.white-rose.com/learning-resources/properties-of-shape-workbook)

Additional Resources: White Rose Maths Workbook – Properties of Shape

<https://www.white-rose.com/learning-resources/properties-of-shape-workbook>

Mental Math:

Practice doubling and halving numbers. You could play some games [here](#) to help you with this skill.

Fractions

Lesson 1: To Identify one half of a shape

<https://classroom.thenational.academy/lesson/s/to-identify-one-half-of-a-shape-60up2c>

Lesson 2: To identify half of a quantity

<https://classroom.thenational.academy/lesson/s/to-find-half-of-a-quantity-6nhpct>

Lesson 3: To find one quarter of a shape


<https://classroom.thenational.academy/lesson/s/to-find-one-quarter-of-a-shape-c8r66c>

Lesson 4: To find one quarter of a quantity

<https://classroom.thenational.academy/lesson/s/to-find-one-quarter-of-a-quantity-6xjkad>

Phonics- Spelling Rules

'or' making the 'ir' sound after w



List as many words as you can think of that follow this rule. Can you write a sentence with a word in?

Phonics- Consolidate Learning

[PhonicsPlay](#) is a great website with lots of fun

PSHE

Staying Safe lesson 2-

[Surprise! \(thenational.academy\)](https://www.thenational.academy/lesson/s/to-surprise-a-loved-one-60up2c)

In this lesson you will be learning all about secrets and surprises! You will be looking at how secrets are different from surprises and how much fun they can be! Then you'll learn about the difference between safe and unsafe secrets and what you can do about them. Finally you'll end the lesson by planning a surprise for a loved one! Enjoy!

Learning Context- Land Ahoy

- 1- Create an observational drawing of the HMS Endeavour
- 2- Compare a journey to Australia today

	<p>Lesson 3: Identifying half of shape https://classroom.thenational.academy/lesson/s/identifying-half-of-a-shape-crtk0c</p> <p>Lesson 4: Identifying halves, thirds and quarters of shape https://classroom.thenational.academy/lesson/s/identifying-halves-thirds-and-quarters-of-shape-cct36c</p> <p>Lesson 5: Identifying fractions of shapes with different numerators https://classroom.thenational.academy/lesson/s/identifying-fractions-of-shape-with-different-numerators-74u66t</p> <p>Additional Resources: White Rose Maths Workbook – Fractions https://wrm-13b48.kxcdn.com/wp-content/uploads/2020/07/Y2-HL-Spring-Block-4-Fractions-2020.pdf</p> <p>Mental Math: Practice your number bonds. Hit the button is a really fun game to help you! here is the link.</p>	<p>with a word in?</p> <p>Writing Detective dog - News report https://classroom.thenational.academy/units/recount-news-report-78da</p> <p>Phonics- Consolidate Learning PhonicsPlay is a great website with lots of fun games to help you practice and consolidate your phonic knowledge</p>	<p>and what to do if they feel uncomfortable.</p> <p>Learning Context- Land Ahoy Captain Cook and The Endeavour sailed along the length of Australia's eastern coast, which had never before been seen by Europeans.</p> <ol style="list-style-type: none"> 1- Can you list animals that are native to Australia? 2- Draw a picture of your favourite Australian animal
	<p style="text-align: center;">Fractions (2)</p> <p>Lesson 6: Identifying unit fractions of</p>	<p>Phonics- Spelling Rules <i>s making 'sh' sound</i></p>	<p>PSHE- Staying Safe Lesson 4- Local heroes (thenational.academy)</p>

11

quantity

<https://classroom.thenational.academy/lessons/identifying-unit-fractions-of-quantity-60wkae>

Lesson 7: Identifying fractions of quantity

<https://classroom.thenational.academy/lessons/identifying-fractions-of-quantity-70w30r>

Lesson 8: Identifying fractions of quantity and shape (part 1)

<https://classroom.thenational.academy/lessons/identifying-fractions-of-quantity-and-shape-part-1-ccu32t>

Lesson 9: Identifying fractions of quantity and shape (part 2)

<https://classroom.thenational.academy/lessons/identifying-fractions-of-quantity-and-shape-part-2-c8r66d>

Lesson 10: Identifying equivalent fractions

<https://classroom.thenational.academy/lessons/identifying-equivalent-fractions-65k3gd>

Additional Resources: White Rose Maths Workbook – Fractions

<https://wrm-13b48.kxcdn.com/wp-content/uploads/2020/07/Y2-HL-Spring->

List as many words as you can think of that follow this rule. Can you write a sentence with a word in?

Phonics- Consolidate Learning

[PhonicsPlay](https://www.phonicsplay.com/) is a great website with lots of fun games to help you practice and consolidate your phonic knowledge

In this lesson we will be talking about local heroes and what they do for our communities. We'll be looking at nurses, doctors, cleaners, delivery drivers, police officers and many other professionals who care for us and protect as we go about living our daily lives.


Learning Context- Land Ahoy


- 1- Create a fact file to show the information you have found out about Captain James Cook and his Voyages.




OAK
NATIONAL
ACADEMY


Speed Sounds Set 1

m 


a 

s 

d 


t 

i 

n 

p 

g 

o 

c 

k 

u 

b 

f 


e 

l 

h 


sh 

r 

j 

v 

y 

w 

th 

z 

ch 

qu 

x 

ng 